

Regular Price 799.00

OUR PRICE 659.00











V A L U E S E R I E S



Rise

Monarch Medium
PR-355M
659.00

Monarch Large
PR-355L
Extra

-  Autumn 
-  Cornflower 
-  Spring 
-  Rosewood 
-  Chestnut 

Monarch

The Monarch is a distinctive lift/recliner that combines a generously stuffed seam back with a soft supportive seat. Its three-way recline system allows you to get into our "full napper" position for deep comfort. Combining ample room to relax and a tasteful design, the Monarch will be a welcome addition to your home.



YOUR LIFE IN MOTION



Monarch



	Monarch	Monarch
Model Number	PR-355M	PR-355L
Size	Medium	Large
Weight Capacity	375 Lb.	375 Lb.
Recline Positions	3	3
Standard Fabrics	5	5
Fabric Options	NONE	NONE
Chaise Seat	NO	NO
Coil Springs	NO	NO
Back Type	Seam	Seam
Head Rest Cover	YES	YES
Arm Covers	YES	YES
Battery Back Up	YES	YES
Overall Width	32"	34"
Overall Height	42"	44"
Width Between Arms	21"	23"
Floor to Top of Seat	18.5"	18.5"
Seat Depth	21.5"	23"
Seat to Top of Back	28"	30"
Seat to Top of Arm	7"	7.5"
Seat Angle Raised	16°	16°
Floor to Top of Foot Rest Reclined	23"	22"
Floor to Top of Back Reclined	33"	33"
Back Angle Closed	110°	110°
Back Angle Reclined	140°	140°
Foot Rest Angle Closed	90°	90°
Foot Rest Angle Opened	176°	176°
Distance Required from Wall Reclined	17"	18"
Extension Reclined from Back of Seat to End of Foot Rest	43"	43"
Life Time Warranty, Chair Frame, Lift Frame, Recline Mechanism	YES	YES
Warranty on Electrical Parts	2 Yrs.	2 Yrs.
Pro Rated Years 4 Thru 7	NO	NO
Warranty on Mechanical Labor	6 Mos.	6 Mos.
Warranty on Electrical Labor	6 Mos.	6 Mos.
Removable Back Option Available	YES	YES
Smart Tek System Standard	YES	YES
Customizable	NO	NO
Left Hand Control Option Available	YES	YES
Extra Pocket Option Available	YES	YES
Heat and Massage Option Available	YES	YES
Foot Rest Extension Option Available	NO	NO
Straight Lift Option Available	YES	YES
User Height (suggested)	5'4" -5'10"	5'11" -6'2"

Sizes may vary depending on fabric, filling material, upholstery and carpet thickness. All measurements taken on concrete floor using levels and metal rulers.



Golden Craftsmanship
Each luxury lift & recline chair is hand crafted in our facility using decades of motion furniture experience.

501 M shown



Added Comfort and Safety
Designed to perform year after year using advanced technology backed by the best warranty.

501 M shown



Smart Engineering
Smooth, quiet lifting system offers a secure lift for the best performance.

501 M shown



Battery Backup System

Battery Backup System
Batteries not included. Battery Backup System is designed to bring the chair from the reclined to the seated position in the event of a power outage.



Smart Tek
In the event of a malfunction, our patented SmartTek™ diagnostic system enables you to get your lift chair up and running quickly.



Literature is current at time of printing. Golden Technologies reserves the right to make changes to the product or literature at any time.



Complies with UL 73 and CSA C22.2 No. 68
Listing # E112417
FNAE 80-214A

